



# Mid Yorkshire Advanced Motorists Observer Forum

15 February 2025



# Agenda

10.00 – 10.15	Introduction & Welcome
10.15 – 10.30	Updates
10.30 – 11.00	Observers
11:00 – 11:15	Break
11.15 – 13.00	Associates
13.00 – 13.45	Lunch & ongoing discussions
13.45 – 14.00	Close & Announcements



# Introduction and Welcome



**Updates**



## MYAM Operational Area and Coverage



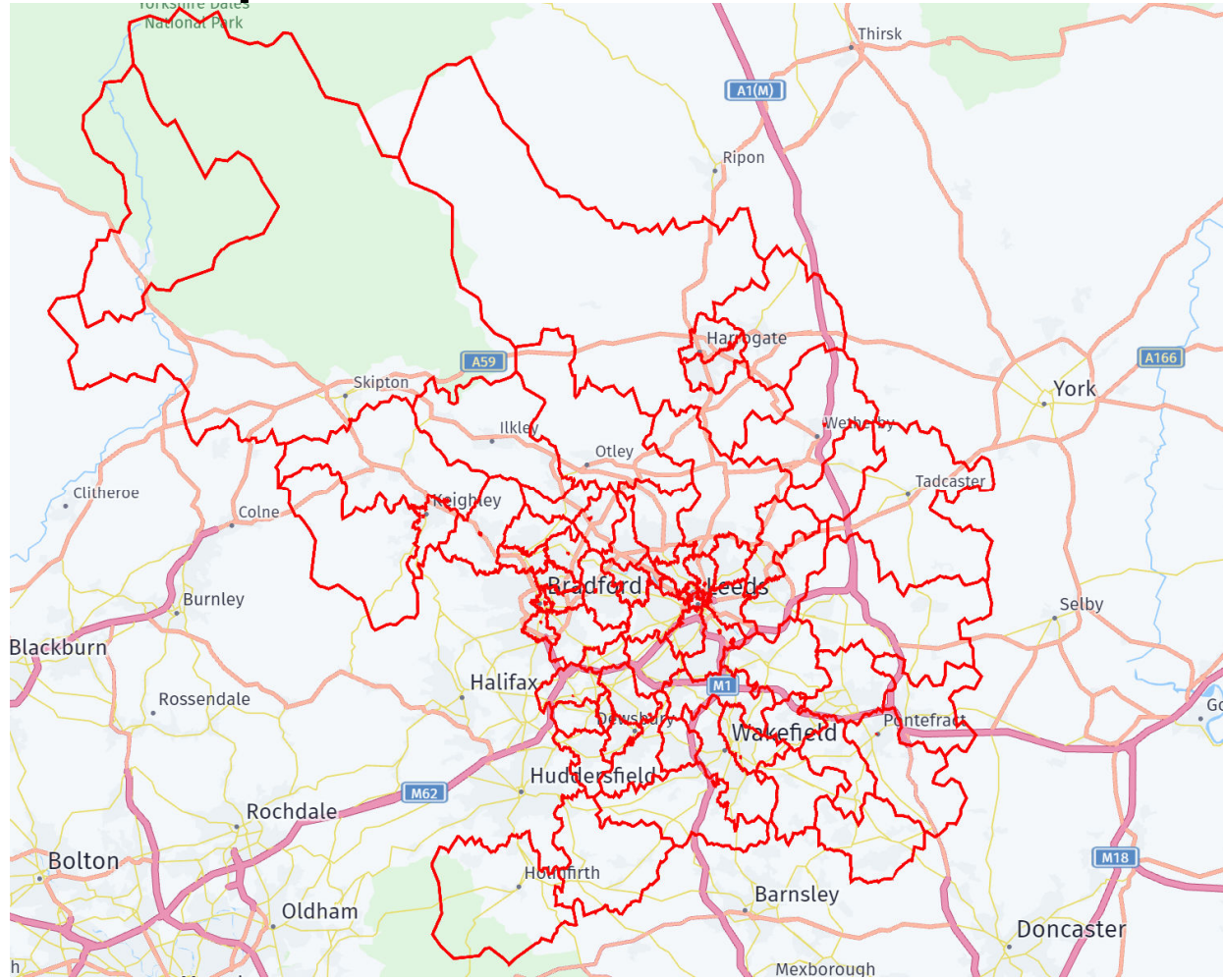
# MYAM Operational Area



All Harrogate (HG),  
Leeds (LS) and  
Wakefield (WF)  
postcodes plus most of  
the Bradford (BD) and  
part of the Huddersfield  
(HD) postcode areas.

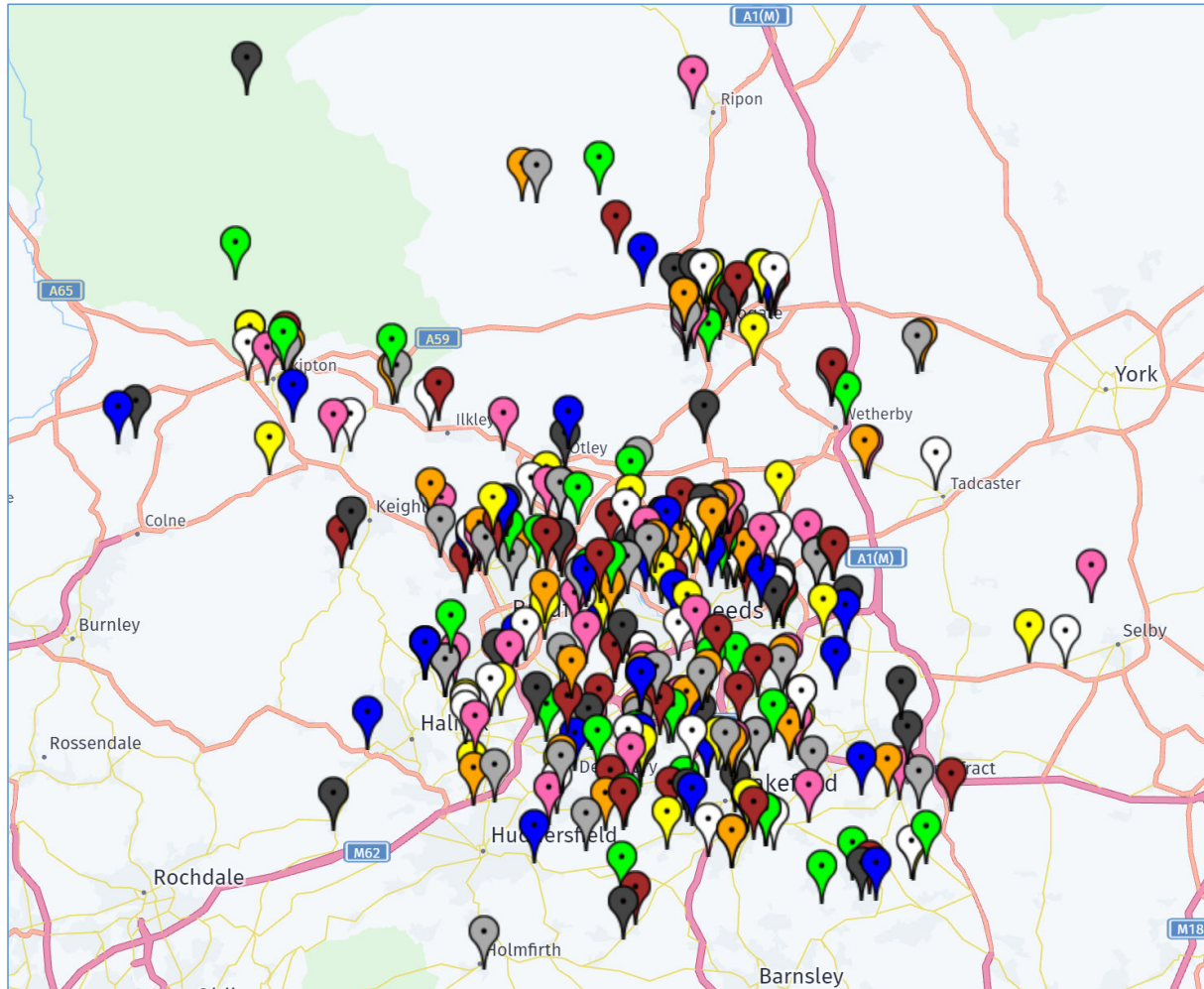


# MYAM Operational Area





# Members' Locations









**Observers**



# MYAM February 2025

- Currently have
  - 17 Observers
    - with varying availability and health
  - 7 “Trainee” Observers



# MYAM Observers – February 2025

## National Observers

- Paranjit Bharaj
- Beverley Bruce
- Nigel Butterfield
- Michael Coley
- Ian Corner
- Paul Everest
- Peter Kennedy
- Dawn Leggott

- Chris Marrison
- Brian Morley
- Edward Nash
- Ken Newton
- Christian Pithers
- Lesley Pollard
- Bob Rowles
- Ken Sykes
- Stuart Symons

## “Trainees”

- Brian Lydamore
- Paul Macro
- Alan Peel
- John Prior
- David Rushfirth
- Lewis Wetherill
- Adrian Wilkinson



**Associates**

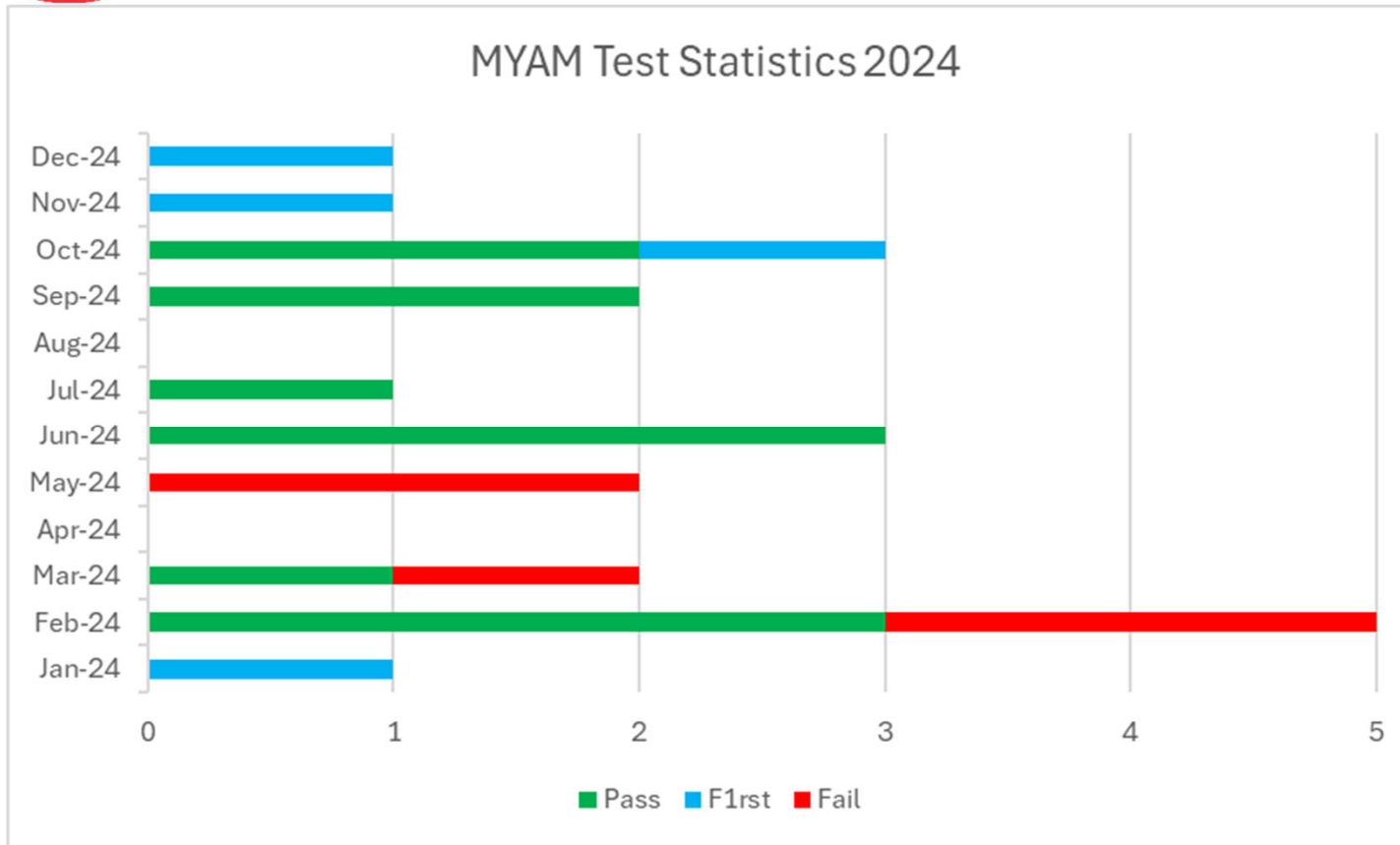


# MYAM February 2025

- Currently have
  - 17 Associates allocated to an Observer
  - c20 Associates waiting for allocation to an Observer



# Test Statistics - 2024



21 Tests (2023 = 22)  
12 Passes (13)  
4 F1rst (5)  
5 Failures (4)



**IAM RoadSmart**





# Driving Skills Refresher



- Refresh your driving skills
- Target your specific needs
- Learn from an expert trainer

**£125**



# Young Driver Assessment



- Boost your driving skills and confidence
- Focus on areas of driving that matter to you
- Put the fun into driving

**£70**



# Members Driving Assessment



## Members Driving Assessment

- For current IAM RoadSmart Members who wish to have their skill level checked
- Go for a F1RST
- No loss of membership
- Receive expert tips

**£85**



# Mature Driver Review



- An honest, unbiased review of your driving
- Boost your skills and confidence
- Reassure yourself and others
- No test and no pressure

**£85**



# Logbook updates

The content, design and photos in logbooks (for Associate, Examiners and Observers) will be updated in 2025



**Observers**



## Operational Structure



# Revised MYAM Operational Structure

- CO role encompassed
  - Liaison with Associates before allocation to an Observer
  - Liaison between Observers and Associates once allocated
  - Observer Training (new and ongoing)
- Clear need to spread workload and avoid dependency on a single person
- Ken is Associate Liaison
- Chris to take on Observer Training
- Still need Chief Observer (liaison between Observers and Associates)
  - Use of Regional 'leads'?





# New Observer Training



# Trainee Observer Process

Group submits NO application via the DARTS portal

- Ensures Trainee Observer (TO) covered by insurance

Trainee Observer begins training programme

- 12 months to complete training and final on-road assessment

Trainee Observer can operate independently when Group is happy they are competent to do so

- Safety will be maintained –operating under guidance from a mentor

When training is complete, Group to 'set candidate ready' via the DARTS portal

- Work with your ASDM especially when TOs are close to assessment



# Submit an IMI NO Application Form

- Eligibility for Accreditation
- Compliance and Record-Keeping
- Tracking Progress and Performance
- Budgeting
- Phase-Out Planning



# Test Ready - Trainee Observer

1. Navigate to **Group Assessment** in DARTS portal
2. Select the candidate by clicking on their **Candidate Order Line**.
3. The **Assessment Details** will appear on the right-hand side.
4. In the **Contact** section, click the **Set Candidate Ready** button.

Notification is triggered for an ASDM to be allocated.

Driver **Contact** Assessor Assessment Alerts Results Allocation History

Contact Attempts

ADD CONTACT NOTE

Contact Notes

Candidate Enrolled

Yes SET CANDIDATE ENROLLED

Candidate Ready

No SET CANDIDATE READY

Group Rejected

No SET GROUP REJECTED



# Referred Candidate

A Trainee or NO who has been unsuccessful in NO assessment  
Receive detailed report, outlining areas where they were unsuccessful.  
Reassessment must be completed within 3 months of the original assessment date.

- **Re-training and Re-assessment**

- Follow development plan provided by the assessor
- Can continue conducting observations, but only under the group's supervision.

- **Opt Out**

- Choose not to retake the assessment
- No longer hold the title of Observer, nor insurance, so must cease all observing activities

- **Reassessment Booking**

- There is a fee of £30 which is paid by the group.
- No need to submit a new IMI NO application via Darts



# Observer Continuing Professional Development (CPD)



## Observer CPD etc

- Consistency of methodology and standards
- Breaks from Observing/driving
- Yorkshire Groups Observer Taster / Training / Test weekend
  - 26/27 April
- Fellow/Masters



# Masters

- Highest standard of civilian driving
- One-to-one mentoring
- Test outside of area on unfamiliar roads
- Will enhance and develop
  - Applying cornering principles
  - Assessing, planning and executing safe overtaking manoeuvres
  - Recognising opportunities to make safe progress (within the speed limits)
  - Improving observation, anticipation and awareness consistent with speed
  - Applying sound judgement of speed and distance
  - Delivering a fluent, relevant and continuous commentary
- Last for 5 years







# Headlight

**iAM**  
RoadSmart



# *Headlight*

Your monthly volunteer updates

February 2025



**Brief Coffee/Comfort Break**



Would You, Wouldn't You?

Should You, Shouldn't You?



**Associates**



# Observed runs

- Number of runs
  - How long each run
  - How many is 'reasonable'
- When to do mid-term and pre-test assessments
- Decisions on ceasing Observed runs
  - Who / when / how communicate
- Experiences of Associates not wanting to take the test



# Associate Test Report Feedback

## Key development areas

- Progress - making/maintaining /motorways, especially entry & exit speeds
- Blind spot & mirror checks – junctions/roundabouts/motorway exits
- Spoken thoughts
- Cockpit Drill/Pre-Drive Checks/Vehicle Introduction
- Risk Assessment
- Steering - correct pull push method if deployed
- Pre-emptive Gear Changes (manual & some automatics)



# Observer Handbook

*We are looking for desired outcomes and within reason are less concerned with inputs, if steering is safe and accurate at all times it is not broken so why do we need to fix it, a planned overlap at low speed as part of a systematic approach is more appropriate than a hurried attempt to separate brakes and gears which makes us rush into a hazard. If technology is available to make us all safer we need to understand it and use it to our advantage - but not rely on it – it should be the guardian angel that never has to step in but is always willing to watch just in case.*



# Skill Check sessions

- Day / time / location
- Structure





# Course Structure? – BRAM example

INTRODUCTION	DEMONSTRATION DRIVE ASSESSMENT OF ASSOCIATE'S DRIVING SKILLS INTRODUCTION TO THE COURSE
WEEK 1	PRE-DRIVE CHECK, MOVING BRAKE TEST SYSTEM OF CAR CONTROL ( <b>IPSGA</b> ) INTRODUCTION TO COMMENTARY - SPOKEN THOUGHTS <i>page 55, 56</i>
WEEK 2	DRIVING SIGNALS - <i>page 22 - give information</i> OBSERVATION - <i>page 22 - take information</i> ACCELERATION - <i>page 26 - acceleration</i> GEAR CHANGING - <i>page 24, 25 - gear</i> BRAKING - <i>page 23 - speed</i> STEERING - <i>page 23, 24 - position</i>  also see Junctions and Roundabouts - <i>page 33, 34</i>
WEEK 3	POSITIONING - <i>page 27</i> CORNERING - <i>page 28</i> OVERTAKING - <i>page 39-42</i>
WEEK 4	MOTORWAY <i>page 44-49</i> DUAL CARRIAGEWAY <i>page 44- 49</i>



## Course Structure? – BRAM example

WEEK 5	A GENERAL DRIVE BRINGING TOGETHER THE SKILLS LEARNED IN THE PREVIOUS SESSIONS. MANOEUVRING - <i>page 51-54</i>
WEEK 6	A PROGRESS DRIVE WITH A SENIOR OBSERVER
WEEK 7	A GENERAL DRIVE
WEEK 8	A GENERAL DRIVE
WEEK 9	A PROGRESS DRIVE WITH A SENIOR OBSERVER
WEEK 10	A MOCK ADVANCED DRIVING TEST
WEEK 11	A GENERAL DRIVE
WEEK 12	A FINAL GENERAL DRIVE - IF NECESSARY



## Communication with Associates



## Miscellaneous Topics



## EVs

- Too negative a tone around the Group / Newsletter?
- Regeneration sense rather than Acceleration Sense?
- Wider differences between EV and ICE driving
- Differences between EV and PHEV / Hybrids



# Driver Aids

- Camera mirrors
- Lane assist
- Speed assist
- Emergency braking assist
- Blind spot detection



Hazards







# Static or moving Hazards

- Is the hazard 'stationary or moving'?
  - or has the ability to move
  - A moving hazard needs continual assessment as the scene unfolds
- Speed plays a major role in negotiating any type of hazard successfully and safely
  - can make or break how safe a driver is on the road



# Speed and predicting

## **Speed into Hazards**

- One of most important factors in developing a mindset of driver behavioural safety
- Often highlights those that are truly skilled at driving
- Choosing an appropriate speed is a fine art
- The difference in getting this right could be a just a few miles per hour
  - makes a huge difference to any outcome.
  - But safer to be slightly slower than slightly too fast.

## **Predicting and Compensating**

- dealing with hazards and the unpredictability of some hazards we see everyday
  - if you see a pedestrian walking a dog, the job of the driver is to identify if the dog is on a lead or walking freely.





# Sixth Sense

- Very useful when visually scanning to locate hazards
  - ahead, rearward and peripheral aspects
- Great skill to develop so you miss nothing
  - Aim eyes high and keep them moving - acting as your scanning radar
  - Once you locate any hazard, immediately define what it is and what level of attention it requires
    - involves astute planning and predicting the outcome
    - keep assessing and reassessing
    - Make a plan but ALWAYS be flexible and make changes as and when necessary





# Speeding into Hazards becomes 'Normal' Practice

- Nearly all drivers speed
  - Think this is acceptable behaviour - an everyday occurrence
  - *Maybe OK* on certain roads and in certain driving environments
    - but over speeding habit becomes risky when meeting moving hazards and where drivers don't feel the need to lose enough speed and drive into high-risk hazardous situations too fast
    - Get your speed into hazards correct, so YOU look after the safety for yourself and other road users
    - It's an epic skill to develop and analyse your own performance and never that of others on the road



# Example Run Sheet

## Observer Comments

- Overall a good drive considering all items from course were being marked and tested.
- Most items were at or near to test standard whilst the key to changing these from a 2 to 1 score is to slow down actions, which will produce a smoother drive. A lot of well timed gear changes were executed.
- Excellent road positioning on right hand bends but practice taking an early line near white line for left hand bends if safe to do so.

## Development Plan

Position for bends and other hazards, including parked cars, early to obtain as much information, allowing a plan to be created as soon as possible.



**Lunch & Ongoing Discussions**





# Announcements



# Volunteering

## Volunteer compliance



To support volunteers and Groups to be compliant, the website dashboard has been updated with new documents and templates.

These documents will guide volunteers and Groups with many of the compliance responsibilities that need to be maintained.


[Resources](#)

## Investing in Volunteers





# IAM RoadSmart Rewards Club



## FEBRUARY ON IAM ROADSMART REWARDS CLUB

**iAM Rewards Club**  
RoadSmart Club

Dear Paul

**Welcome to IAM Roadsmart Rewards Club**

Thank you for signing up to hear from us, we have a wide range of offers across well-being, travel and shopping to share with you.

[Sign in](#)

Wellbeing	Travel	Shopping
Whether you're looking for an offer to join your local gym or for some wellbeing tips and advice, we have lots to offer you.	Staycation or overseas travel? We have a range of offers that you can access wherever in the world you are planning to travel.	Save on your supermarket shopping, your next tech spend or even a treat for the family with our shopping offers.
<a href="#">Click here</a>	<a href="#">Click here</a>	<a href="#">Click here</a>

Access these brands today through IAM Roadsmart Rewards Club

SAMSUNG	TESCO	Sainsbury's	JOHN LEWIS PARTNERSHIP	GOURMET BURGER KITCHEN
JUST EAT	Argos	IKEA	COSTA COFFEE	Waterstones
Morrisons	Clarks	M&S EST. 1884	Sizzling	RIVER ISLAND



# IAM RoadSmart – Skills Days



Croft – Yorkshire  
1st July 2025



£205 half day  
08:00-12:30  
13:00 – 16:45



# MYAM – Social Evening 3<sup>rd</sup> March 2025

- Phill Shaw - IAM RoadSmart Examiner
- Think of / share possible questions



# Clothing and Badges





[Close](#)